

6 & 8" TANKS WITH 1½" VALVES

# HEADER TANK SOLUTIONS

# MECAIR - 6 & 8" TANKS WITH 1½" VALVES

## HEADER TANK SOLUTIONS

PRODUCT LEAFLET

---

### CLEAN AIR SOLUTIONS BY PENTAIR GOYEN MECAIR

---

Pentair is the global leader in reliable components, from pulse jet valves and pulse cleaning controllers through to certified engineered header tank solutions with or without full immersion valves. Since 1935, through our globally recognized brands Goyen and Mecair, we have provided engineering partnerships to some of the world's leading dust collector manufacturers.

Our valves deliver the most powerful air pulse. These diaphragm valves are designed for baghouses in which reverse pulse jet systems clean the filters, including all bag filters, cartridge filters, envelope filters, ceramic filters and sintered metal fiber filters.

Their tough and reliable design has led to their use in high-performance systems around the world to control the dispersion of noxious substances, improve indoor air quality in workplaces, or prevent harmful dust emissions. Advanced technology makes them suitable for demanding industries and processes, including:

- cement production
- mining applications
- silo and conveyor systems, bulk goods handling
- general industrial dust collection
- improving indoor workplace air quality
- preventing harmful emissions
- in the power industry, protecting boilers and gas turbines from dust particles

With quality being one of core strengths we are accredited with CSA, UL, CE, ATEX and ISO 9001, and our focus on environmental solutions means that we are ISO14001 accredited.

We support this process through our specialised software GOCO as part of our consultation and provide additional performance testing and modelling using computational fluid dynamics to ensure we:

- eliminate risk in your systems
- minimise your operating costs
- increase your filter life

Goyen and Mecair's advanced application expertise, along with our wide product range and global reach, has allowed us to maintain our valuable long-term customer partnerships based on innovation, experience and engineering trust.

# MECAIR - 6 & 8" TANKS WITH 1½" VALVES

## HEADER TANK SOLUTIONS

### PRODUCT LEAFLET

The 1.5" port Mecair Full Immersion 512G and 514G Series technologies are high-performance filter cleaning systems delivering high filter cleaning flow rates and precise control of air consumption through the use of a super-responsive diaphragm assembly. These systems are widely implemented throughout industrial air filtration applications as well as for self-cleaning gas turbine intake filter systems. The Full Immersion is available with stainless steel or carbon steel tanks, in a variety of surface treatments, to meet PED or ASME certifications as required.

### BENEFITS

- Exceptional service life
- Suitable for bag, cartridge and envelope filters
- Available with remote pilot or integral pilot arrangements
- High-quality precision seal and premium fabric-reinforced Nitrile diaphragm
- Proven longevity under typical operating conditions

### TANK CERTIFICATIONS AVAILABLE

- 97/23/EC (PED)
- ASME VIII div.1 (U\_Stamp; UM\_Stamp)
- TR CERTIFICATION
- 94/9/EC ATEX DIRECTIVE



### CODES & TECHNICAL CHARACTERISTICS

#### Part Number Code:

**S E 14 C 2 0 N04 P180 M 5**

#### End caps

- S** Flat (Mecair name plate)
- G** Flat (Goyen name plate)

#### Valve

- E** VEM - Remote pilot
- N** VNP - Integral pilot

#### Valve size and tank

- 12** 1.5" single-stage valve, 8" tank
- 14** 1.5" dual-stage valve, 8" tank
- 62** 1.5" single-stage valve, 6" tank
- 64** 1.5" dual-stage valve, 6" tank

#### Pilot/Exhaust Thread Type

- 0** NPT
  - 1** RC
  - 2** G
- } Cover 3/8"

#### Diaphragm material

- 0** Nitrile membrane, Akulon seat, Standard Temp (-40°C to +82°C)
- 1** Viton membrane, Viton rubberised seat, Aggressive service (-40°C to +232°C)
- 4** Low temperature, Nitrile membrane, Polyethylene seat, Low temp: -60°C to +82°C

#### Voltage options (Only if integrally piloted)

- 3** Dual rating: 110 V DC  
220/240 V 50/60 Hz
- 4** Dual rating: 48 V DC  
115 V 50/60 Hz
- 5** Dual rating: 24 V DC  
48 V 50/60 Hz
- 6** Dual rating: 12 V DC  
24 V 50/60 Hz

#### Solenoid (Only if integrally piloted)

- M** SB4 Series

#### Pitch

**140 Minimum**

#### # valves

**N01, N02, etc.**

# MECAIR - 6 & 8" TANKS WITH 1½" VALVES

## HEADER TANK SOLUTIONS

PRODUCT LEAFLET

### DIAPHRAGM KIT NUMBERS

514G & 564G KIT K514G	512G & 562G KIT K512G
--------------------------	--------------------------

### CONSTRUCTION FEATURES - VALVE

TOP COVER	Diecast aluminium (E-coat black)
BODY	Diecast aluminium (E-coat black)
PILOT BASE	Aluminium (anodised)
PILOT	Stainless steel
DIAPHRAGM	Nitrile (standard) Viton (optional)
DIAPHRAGM SEAT	Nylon (standard)
BOLTS	Stainless steel
DIAPHRAGM BACKING DISK	Stainless steel
DIAPHRAGM SPRING	Stainless steel

### TANK CHARACTERISTICS

CARBON STEEL	-10°C to 70°C
STAINLESS STEEL	-20°C to 70°C
PRESSURE RANGE	1 bar to 8.0 bar

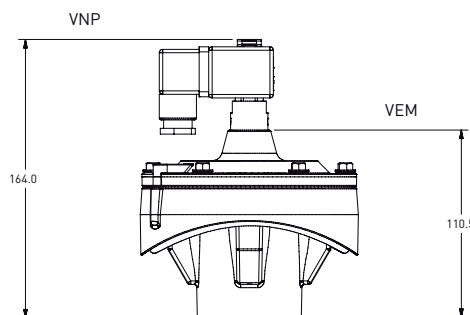
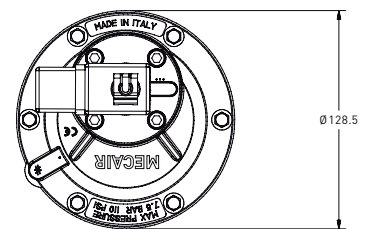
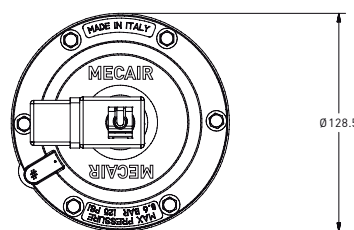
When specifying the system, check temperature and pressure limits for tank, diaphragm and solenoids.

Different temperature ranges may be available; please consult your options with Mecair.

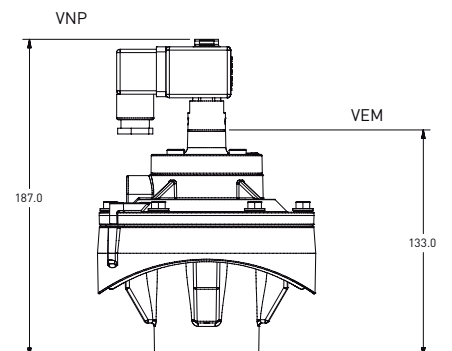
### ELECTRICAL CHARACTERISTICS - SOLENOID

DIN SOCKET CONNECTOR	PG9 connection
DIN SOCKET SPECIFICATION	EN175301 - 803 / A/ISO 4400
DIN SOCKET OPTIONAL	94/9/CE ATEX II 3GD T6
ISOLATION CLASS DIN SOCKET	VDE 0110 - 1/89
ELECTRICAL PROTECTION	IP65 EN60529
VOLTAGE RANGE	12 V DC (-5%, +20%) 18 W 24 V DC (-5%, +20%) 18 W 48 V DC (-10%, +20%) 18 W 110 V DC (-10%, +20%) 18 W 24 V 50/60 Hz (-10%, +20%) 38/31 VA 48 V 50/60 Hz (-10%, +20%) 41/32 VA 110/127 V 50/60 Hz (-10%, +20%) 63/53 VA 220/240 V 50/60 Hz (-10%, +20%) 46/37 VA

MODEL	PORT SIZE	NO. DIAPH.	PRESSURE RANGE (BAR)		COIL	KV	CV
			MIN.	MAX.			
VEM512G	1½"	1	1	8.6	No	51	59
VEM514G	1½"	2	1	8.6	No	52	60
VNP512G	1½"	1	1	8.6	Yes	51	59
VNP514G	1½"	2	1	8.6	Yes	52	60
VEM562G	1½"	1	1	8.6	No	51	59
VEM564G	1½"	2	1	8.6	No	52	60
VNP562G	1½"	1	1	8.6	Yes	51	59
VNP564G	1½"	2	1	8.6	Yes	52	60



512G



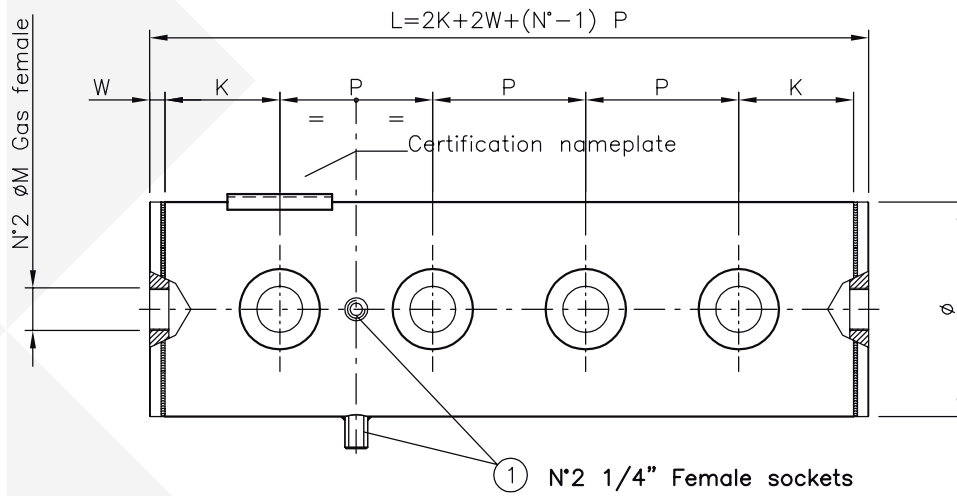
514G

# MECAIR - 6 & 8" TANKS WITH 1½" VALVES

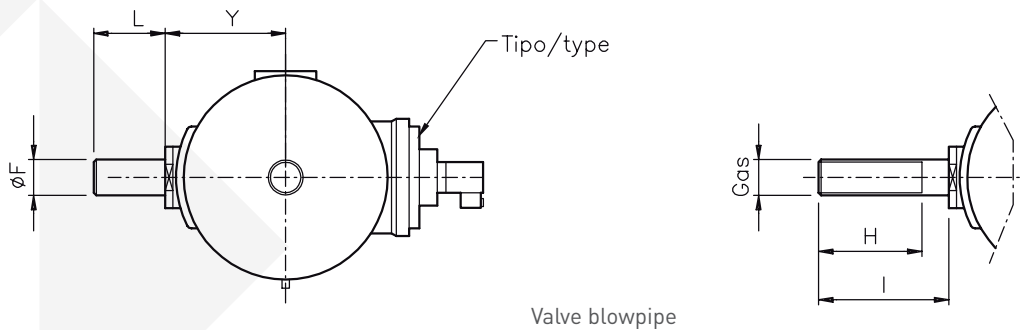
## HEADER TANK SOLUTIONS

PRODUCT LEAFLET

### TANK DIMENSIONS TABLE



Ø TANK	Ø VALVE	P MIN.	K MIN.	W	Ø M	TO BE COMPLETED BY CUSTOMER		
						P DISTANCE REQUIRED	N NUMBER OF VALVES	K OPTIONAL
DN6"	1½"	135	90	12	1"			
DN8"	1½"	135	90	16	1½"			



Ø TANK	Ø F	Y	SHORT UNTHREADED	L	LONG UNTHREADED	L	LONG THREADED	Ø G GAS	H	I
DN6"	48.3	106	TS564	60	TL564	120	TF564	1½"	110	120
DN8"	48.3	131	TS514	60	TL514	120	TF514	1½"	110	120

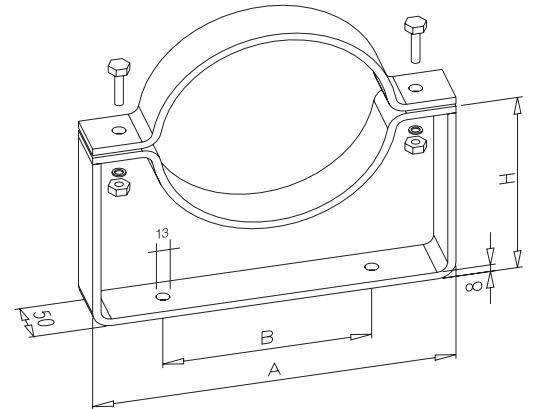
# MECAIR - 6 & 8" TANKS WITH 1½" VALVES

## HEADER TANK SOLUTIONS

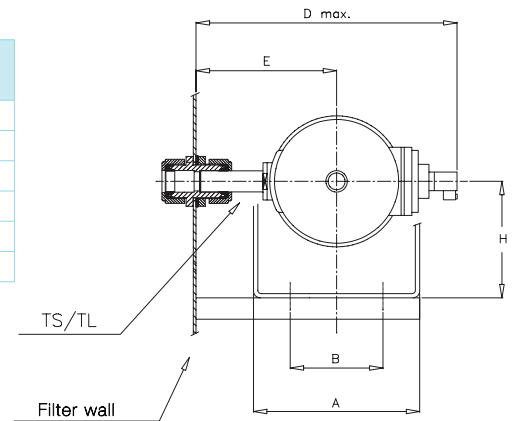
PRODUCT LEAFLET

### BRACKET AND OUTLET PIPES CONFIGURATIONS

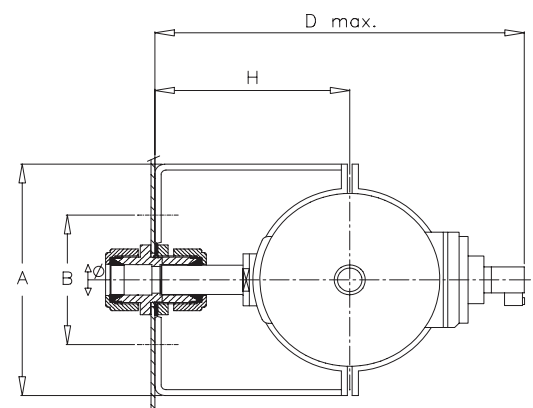
DN TANK	TYPE OF BRACKET	A	B	H
6"	TH06	292	150	200
	TM06	292	150	170
	TB06	292	150	109
8"	TH08	348	200	270
	TM08	348	200	210
	TB08	348	200	134



DN TANK	TYPE OF BRACKET	VALVE BLOWPIPE	E	D MAX.	VALVE BLOWPIPE	E	D MAX.
6"	TH06	TS564	175	425	TL564	212	465
	TM06	TS564	175	425	TL564	212	465
	TB06	TS564	175	425	TL564	212	465
8"	TH08	TS514	210	460	TL514	270	520
	TM08	TS514	210	460	TL514	270	520
	TB08	TS514	210	460	TL514	270	520



DN TANK	TYPE OF BRACKET	D MAX.	VALVE BLOWPIPE	Ø
6"	TM06	420	TS564	1"
8"	TH08	520	TL514	1½"
	TM08	460	TS514	1½"





**MECAIR SRL**

VIA BERTACCIOLA, 50, 20813 BOVISIO MASCIAGO (MB), ITALY [WWW.GOYENMECAIR.PENTAIR.COM](http://WWW.GOYENMECAIR.PENTAIR.COM)

Note: The information and data contained in this document are based on our general experience and are believed to be correct. They are given in good faith and are intended to provide a guideline for the selection and use of our products. Since the conditions under which our products may be used are beyond our control, this information does not imply any guarantee of final product performance and we cannot accept any liability with respect to the use of our products. The quality of our products is guaranteed under our conditions of sale. Existing industrial property rights must be observed.

PL PENTAIR MECAIR HEADER TANK SOLUTIONS 6 + 8in T 1 1\_2in V 3517 © 2017 Pentair. All Rights Reserved.