

# PENTAIR GOYEN MECAIR IS/ISP SERIES

## IS/ISP SEQUENCER

### DESCRIPTION

The IS/ISP Sequencer features integrated controls intended for use with larger reverse pulse jet filter cleaning systems. The IS & ISP have been designed to operate across a wide range of environmental conditions. It is suitable for use with all types of filters, including bags, cartridges, sintered metal or ceramic filters.

The IS sequencer operates in continuous mode, whereas the ISP has a built-in differential pressure sensor, allowing this sequencer to be demand driven. IS & ISP may be ordered as the sequencer only or in an enclosure (polycarbonate).

### FEATURES



- Low temperature operation  $-40^{\circ}\text{C}$  ( $-40^{\circ}\text{F}$ )
- Automatic valve detection.
- Voltage-free coil error output and a visual indication on the display showing which pilot valve output has an error, enabling quick fault finding and debugging.
- Conforms to the requirements of CE, FCC, RCM, cURus, cULus, & ATEX.

### TECHNICAL CHARACTERISTICS & PERFORMANCE

dP Support	0 to 4.5 kPa
Input Voltage	AC: 100–240 V $\pm 10\%$ @ 50/60 Hz DC: 12–24 V
Output Voltage	AC: 100–240 V $\pm 10\%$ @ 50/60 Hz (same as input) Low AC: 24 V 50/60 Hz DC: 12–24 V (same as DC input, or 24 V DC conversion when AC input is applied)
Maximum Input Power	AC OUT models: 255 W Low AC OUT models: 46 W DC OUT models: 65 W
Connection Option	Units may be connected from a 3A rated MCB or ELCB protected branch circuit.
Discrete Solenoid Outputs	12, 20 or 40 outputs AC outputs can have up to 10 pilot valves connected in parallel. Low AC outputs allow only one pilot valve per output. DC outputs can have up to 3 pilot valves connected in parallel. (*See note.)
ON & OFF Time	ON: 30 ms to 990 ms, OFF: 1 s to 999 s <b>Note:</b> Minimum OFF Time of 5 s is required in ATEX applications.
Inputs	Voltage Free: Fan Stop, Low Header
Outputs	Voltage Free: Coil Error. Analogue Output: 4–20 mA dP signal on the ISP.
Humidity	20%–85% non-condensing.
Maximum Altitude	2000 m (For higher, please consult manufacturer.)
Pollution Degree	For UL applications, product is suitable for pollution degree 2.

### ORDER CODE – IS/ISP SEQUENCER

<b>Model</b> IS=no dP sensor ISP=with dP sensor	<b>Enclosure Type</b> PCA=ATEX & cULus approved polycarbonate enclosure Blank=cURus approved non-enclosure product
<b>Input Voltage</b> AC=100–240V +/- 10% & 50/60Hz DC=12–24V	<b>Discrete Solenoid Outputs</b> 12=12 20=20 40=40
<b>Output Voltage</b> AC=same as AC input (100–240V +/- 10% & 50/60Hz) LAC=24V 50/60 Hz (AC input only). DC=same as DC input (12–24V DC), or 24V DC conversion when AC input voltage applied.	



IS/ISP units supplied inside a polycarbonate enclosure have UL listing:

- NEMA 4 and 4X
- Tamb:  $-40^{\circ}\text{C}$  to  $+60^{\circ}\text{C}$
- ACLAC low voltage AC output models:  
Tamb:  $-40^{\circ}\text{C}$  to  $+50^{\circ}\text{C}$

IS/ISP units supplied inside a polycarbonate enclosure have ATEX certification:

- II 3 D Ex tc IIIC T59°C Dc
- Tamb:  $-20^{\circ}\text{C}$  to  $+50^{\circ}\text{C}$  IP65



- ACLAC low voltage AC output models:  
II 3 D Ex tc IIIC T61°C Dc
- Tamb:  $-20^{\circ}\text{C}$  to  $+50^{\circ}\text{C}$  IP65

Non-enclosure sequencer models are:

- CE and UKCA compliant.
- UL recognized components.
- Operating temperature range:  $-40^{\circ}\text{C}$  to  $+60^{\circ}\text{C}$  [\*see note]

\*Note:  $-20^{\circ}\text{C}$  to  $+60^{\circ}\text{C}$  for IS/ISP-ACDC12 for 3 DC pilot valves in parallel.



**ORDER CODE - IS/ISP WITH INTEGRATED PILOT VALVES**

**IS/ISP - XX XX 04 - 1 P A - 340**

**Controller**

IS has no dP fitting  
ISP has dP fittings

**Input Voltage AC or DC**

110V AC 50/60Hz matching 341 coils  
220/240V AC 50/60Hz matching 340 coils  
24V DC matching 343 coils

**Output Voltage AC or DC**

AC for using 340 or 341 coils  
DC for using 343 coils

**No. of pilot valves**

04-12 factory fitted pilot valves

\* Some special requirements may not be covered in the product codes above, consult manufacturer for more detail.

**QF Coil Voltage**

340=220/240V AC 50/60Hz  
341=100/120V AC 50/60Hz  
343=24V DC

**Product Version**

A=Version A

**Enclosure Material**

P=Polycarbonate

**Pilot Valve Thread Type**

0=1/8" NPT pilot valve  
1=1/8" Rp pilot valve

**ORDER CODE - ACCESSORIES**

ISD (IS Display Module)

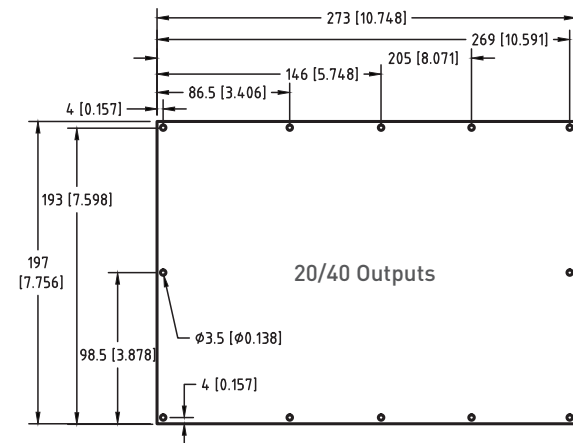
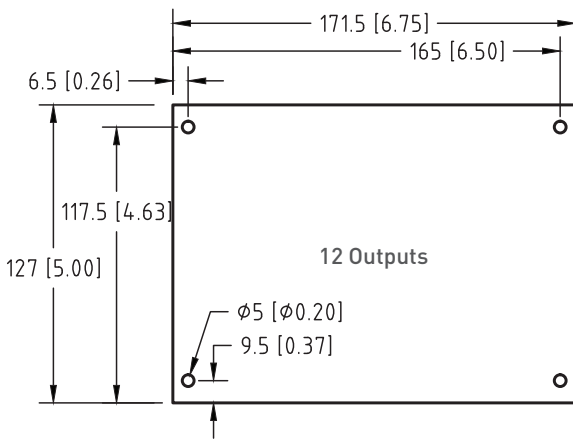
ISPD (ISP Display Module)

K-RDC-0500 (0.5m Display Module Extension Cable)

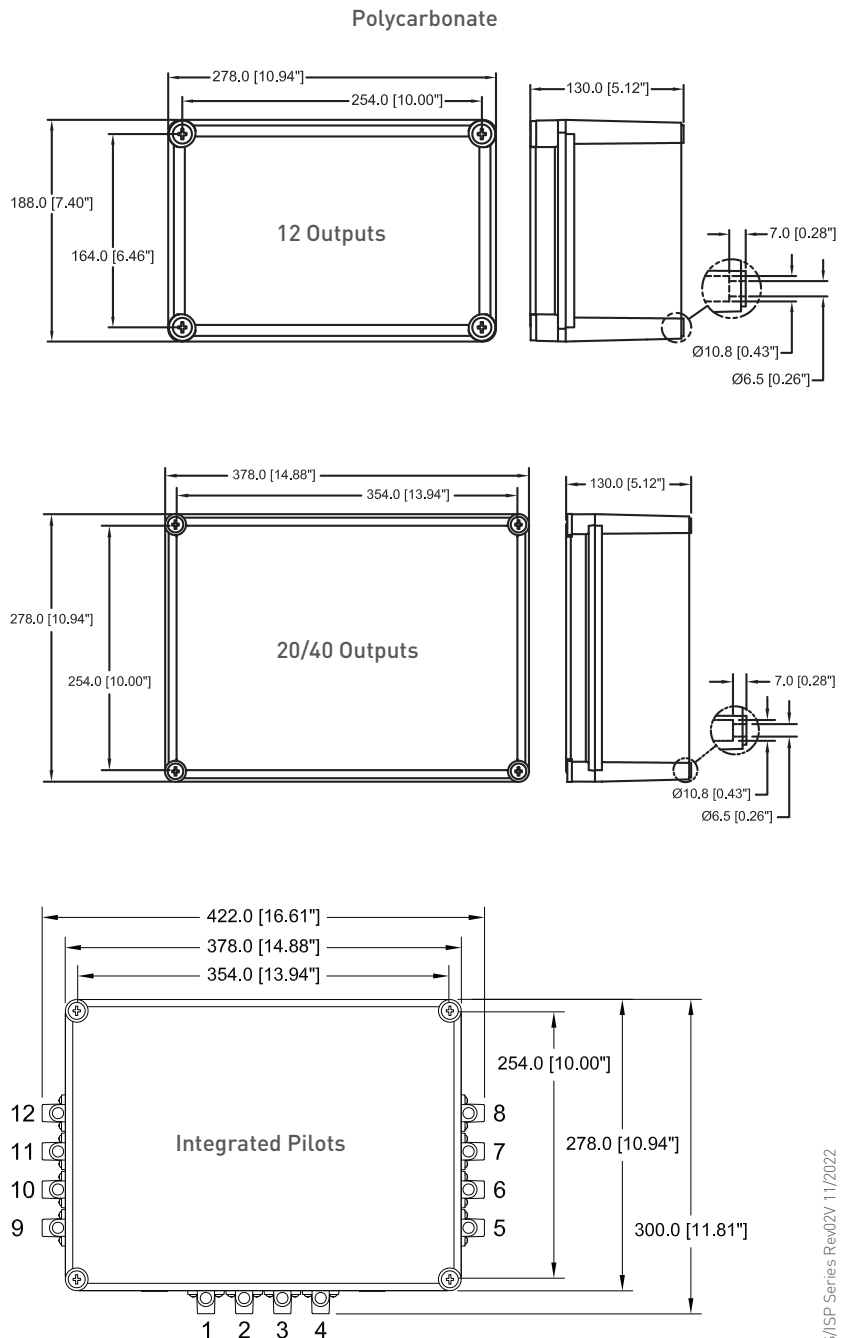
K-RDC-1000 (1.0m Display Module Extension Cable)

K-CPR-DIN (IS/ISP DIN Mounting Kit)

**PCB BOARD DIMENSIONS - mm [inch]**



**ENCLOSURE DIMENSIONS - mm [inch]**



WWW.GOYENMECAIR.PENTAIR.COM